



MFSQ-50/500W 单模准连续光纤激光器

使用手册

版权说明

“ ”

引 语

MFSQ

MFSQ

公司简介

2004

<http://www.maxphotonics.com>



:
: <http://www.maxphotonics.com>
: 400-900-9588
: +86-755-36869377
: info@maxphotonics.com

.....	1
第一章 特性说明	4
第二章 安全信息	5
1-	5
2-	6
3-	6
4-	10
第三章 产品描述	11
1-	11
2-	11
3-	11
第四章 详细规格	12
1-	12
2-	13
3-	14
第五章 使用指南	15
1-DB25	15
2-	16
3-	16

4-	16
5-	17
6-	22
第六章 服务与维修	23
1-	23
2-	23
第七章 保修声明	24
1-	24
2-	24

第一章 特性说明

MFSQ




1080nm

MFSQ

Class 4

第二章 安全信息

1 -

Class

1080nm

2 -

1.

2.

LaserVision USA Kentek Corporation Rochwell Laser Industries

3 -

1.

2.

3.

1

2

3

4

5

6

7

4.

	L
	N

MFSQ

220VAC

5.

1

2

10



5cm

3

6.

- 1
- 2
- 3
- 4
- 5
- 6

7.

4-

Laser Institute of America(LIA)
13501 Ingenuity Drive, Suite 128
Orlando,Florida 32826
Phone:407 380 1553,Fax: 407 380 5588
Toll Free:1 800 34 LASER

American National Standards Institute
ANSI Z136.1, American National Standard for the Safe Use of Lasers
(Available through LIA)

International Electro-technical Commission
IEC 60825-1, Edition 1.2

Center for Devices and Radiological Health
21 CFR 1040.10 - Performance Standards for Light-Emitting Products

US Department of Labor - OSHA
Publication 8-1.7 - Guidelines for Laser Safety and Hazard Assessment.
Laser Safety Equipment

Laurin Publishing
Laser safety equipment and Buyer' s Guides

第三章 产品描述

1-

MFSQ

1

2

3

4

5

1

2

2-

MFSQ-50/500W	50/500W

3-

第四章 详细规格

1-

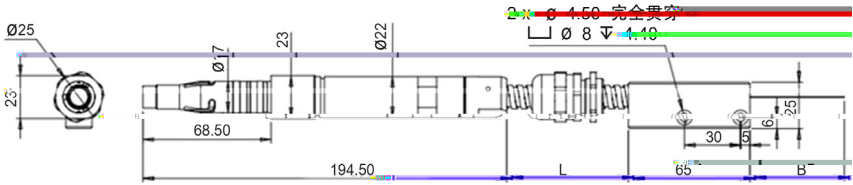
1				500		W
2				50		W
3				50		W
4				5		J
5			10		100	%
6			1		5000	Hz
7			0.1		50	ms
8			0		50	%
9		100%	1070	1080	1090	nm
10		10~100%		65		%
11		10~100%		27		%
12	3dB	100%		3		nm
13		100% >1h		2		%
14	M2	100%		1.2		
15		10% 90%		50	100	μ s
16		90% 10%		50	100	μ s
17		100%	100			μ W
18				12		m
19			200			mm
20				14,20,50		μ m
21				QBH LOC		

2-

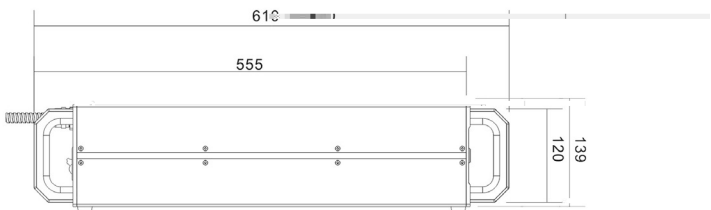

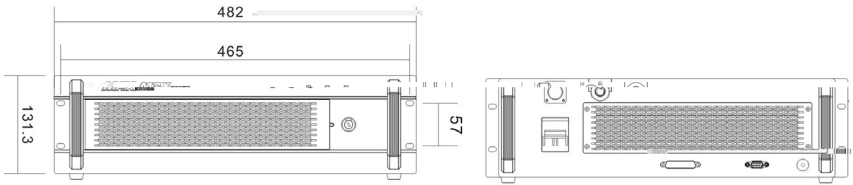
1			90	220	240	VAC
2		100%		1.5		KW
3			10		40	
4			10		85	%
5						
6			-10		60	
7		510.5*448*131.5mm D x W x H				mm
8		28				kg

3-

mm



mm



第五章 使用指南

	1

1-DB25

1		D_COM	D_COM	
2		D_INPUT	24V	= =
3		D_INPUT	24V	= / =
4	ERROR	D_OUTPUT	5V	= = ()
5	ERR_RESET	D_INPUT	24V	1=
11	LASER_EN	D_INPUT	24V	
20	Ready_Out	D_OUTPUT	5V	= = /
21	LASER_ON+		24V	
22	LASER_ON-			
23	DA(0-10V) +	A_INPUT	0-10V	
25	DA(0-10V) -	A_COM	A_COM	

2-

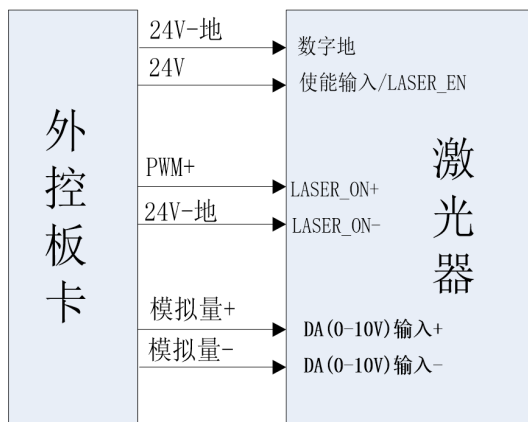
1

2"

"

24V

3



3-

ACTIVE		
ALARM		
POWER		

4-

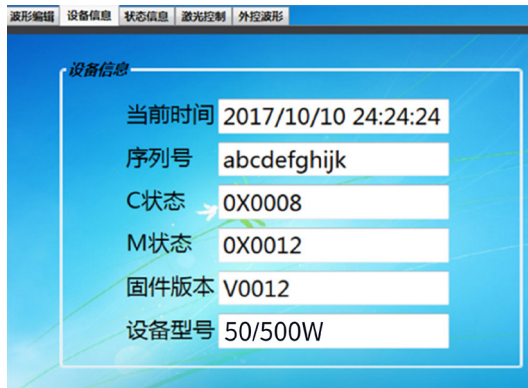
1.

USB

USB

16

2.

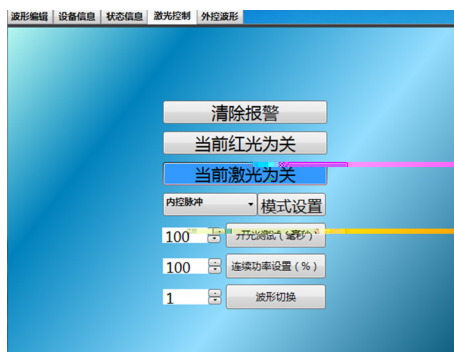


3.



1	PD	PD		
1				
2				
2				
3	M			
4			DB25	LASER_EN
5				
6				
7				
8	QBH:	QBH		

4.



5.

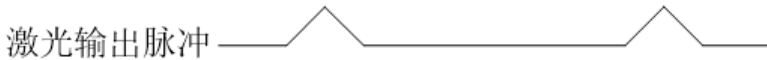
"/ "

1
" " "
/ "
16 " "

2
" " /
" " "

3
" " DB25 21 22 laser_

on



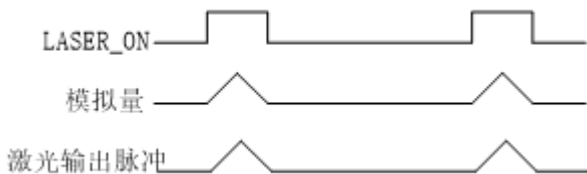
ON

LASER_ON
0.1ms

LASER_

4
 " " DB25 21 22 laser_
 on

5
 " " DB25 21 22
 laser_on DB25 23 25
 10V



LASER_ON

6
 on DB25 23 25 DB25 21 22 laser_
 10V

6.

" "



7.

波形参数

第1组波形

最大频率: 5000(hz)

占空比: 0%

脉冲能量: 0 焦

平均功率: 0 瓦

当前频率: 90(hz)

机器温度: 25度

6-

1 (ms) = (5J)*1000/ (W)

500W	10.00ms	350W	14.29ms	200W	20.00ms
------	---------	------	---------	------	---------

2 (Hz) = (50W)/ (J)

5J	10.00Hz	2.5J	20.00Hz	1J	50.00Hz
----	---------	------	---------	----	---------

第六章 服务与维修

1-

2-

400-900-9588

第七章 保修声明

1-

2-

- 1
- 2
- 3
- 4
- 5
- 6